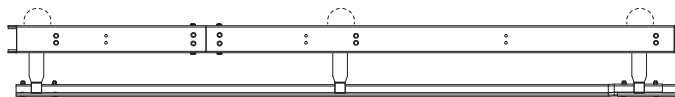
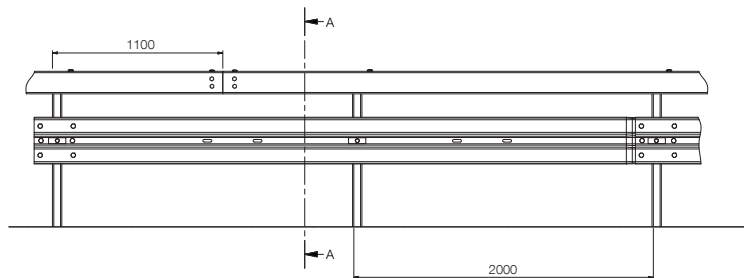
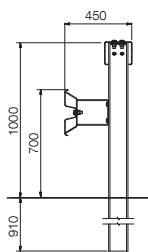


# Super-Rail Eco 1A

H2 · W4 · A



CE



## TECHNICAL SPECIFICATIONS

Normalised working width (m)	<b>1.30</b>
Class of normalised working width	<b>W4</b>
Normalised dynamic deflection (m)	<b>1.10</b>
Construction width (m)	<b>0.45</b>
Construction height (m)	<b>1.00</b>
Distance between posts (m)	<b>2.00</b>
Tested system foundation / installation	<b>rammed</b>
Test length (m)	<b>52.0</b>